

hpc.office@integrity.com

Check either Order or Quote Box

ORDER QUOTE



www.hpcdoors.com

3900 N. Tulsa Avenue
Oklahoma City, OK 73112-2937
OKC: (405) 946-4403
FAX: (405) 946-4446
USA: (800) 847-0091

CUST # _____ DATE _____
NAME _____
ADDRESS _____
CITY _____
STATE _____ ZIP _____
PHONE # (____) _____
FAX # (____) _____

SHIP TO _____

DELIVERY OPTIONS: UPS
 PICK-UP R&L
 PICK-UP BOXED BEAVER

You will be eMailed or faxed a quote or acknowledgement if possible.
Please look it over for accuracy as soon as you receive it.

PAYMENT OPTIONS: (Check One)
PRE PAY 5% DISCOUNT CHECK CREDIT CARD
(Requires Form on File)
 COD 2% DISCOUNT
 OPEN ACCOUNT - NET 30 (Requires Prior Approval)

ORDERED BY: _____

JOB: _____
(P.O.#, Name, or Address)

FRAME TYPE: QTR. RND. SHAKER
ITEM: Raised Panel Slab Door RP D/F
 Flat Panel Slab Dr+1 E/R FP D/F
 Plastic Stop Slab Dr+2 E/R Slab D/F
DSGN: Straight 20 24 25 28 29
Radius 30 33 35 38
Colonial 40 44
Circles 50 53 55
Other 60 66 70 77 90

RAIL AND MULL OPTIONS:
BOTTOM RAIL 2" 3" OTHER _____
CENTER RAILS _____ (3/4", 1 1/4", 2", Other)
MULLIONS _____ (3/4", 1 1/4", 2", Other)

PANEL OPTIONS: Panel Grooves + Spacing
 Swoop Hip Kerf _____
 Step Tulip V-Groove _____
 Flat Open V-Bead _____

WOOD: _____

EDGE PROFILE: (#1 - #22) EDGE # _____

EDGE PLACEMENT: All 4 4P To Detail

DIMENSIONS: Opening Sizes + Add-On = _____
 Finish Size (no add-on)

DRILLING: 3/16" from edge To Detail = _____
 3" from top 3" from bottom To Detail = _____
See opposite side for Standard Set

SPECIAL MILLING: _____

ORDER CONFIRMATION:
 NONE CALL WITH PRICE FAX ACKN.
 E-MAIL ACKN. addr. _____

	# OF OPEN	WIDTH	HEIGHT	# PER OPEN	SPECIAL INSTRUCTIONS
1					
2					
3					
4					
5					
6					
7					
8					
9					
10					
11					
12					
13					
14					
15					
16					
17					
18					
19					
20					
21					
22					
23					
24					
25					
26					
27					
28					
29					
30					

Minimum Sizes for All Doors and Drawer Fronts

These minimums assume a rail and/or stile face width of 1 1/2". Our standard frame is 2" wide. To get the minimum dimensions for the regular frame, add 1" to the width and lengths of the below dimensions.

Design	RAISED PANEL		FLAT PANEL		PLASTIC STOP		
	Width	Height	Width	Height	# Lights	Width	Height
20 Straight	6 1/2	6 1/2	6 1/2	6 1/2	1x1	6 1/2	6 1/2
22 Strt-2P w/CR	6 1/2	11 1/4	6 1/2	11 1/4	1x2	6 1/2	10 3/4
22 Strt-2P w/Mull	11 1/4	6 1/2	11 1/4	6 1/2	1x3	6 1/2	15
24 Strt-4 CB	8 1/2	8 1/2	8 1/2	8 1/2	2x2	10 3/4	10 3/4
30 Radius	6 1/2	7 1/2	6 1/2	7 1/2	2x3	10 3/4	15
33 Radius T&B	6 1/2	8 1/2	6 1/2	8 1/2	3x3	15	15
40 Colonial	8 3/4	8	8 3/4	8	3x4	15	19.25
44 Colo T & B	8 3/4	10	8 3/4	10			
50 Half Circle	7 1/2	8 ‡	7 1/2	8 ‡			
53 Qtr. Circle	7 1/2	8 ‡	7 1/2	8 ‡			
55 Roman	8	9	8	9			
60 French Prov.	9	11	9	11			
66 Fr. Prov T&B	9	12	9	12			
70 Gothic	N/A	N/A	9	6 1/2			
77 Gothic T&B	N/A	N/A	9	7			
Panel Drawer Fronts	6 1/2	6 1/2	6 1/2	5			
Slab Drawer Fronts	4	3	N/A	N/A			

PLASTIC STOP DOORS

Glass panels must be minimum of 3 1/2" per side. So, to figure the width of a 4 light door (2 wide x 2 high), sum: 1 1/2" (stile) + 3 1/2" (light) + 3/4" (mull) + 3 1/2" (light) + 1 1/2" (stile) = 10 3/4" wide. This is with 1 1/2" stiles and rails and a 3/4" mull; the minimum for each. Larger frame pieces will make for a stronger door.

‡ The height of a Half-Circle or Qtr. Circle Door is a function of the width of the door, ie., the wider the door, the greater the height must be to accommodate the arc.

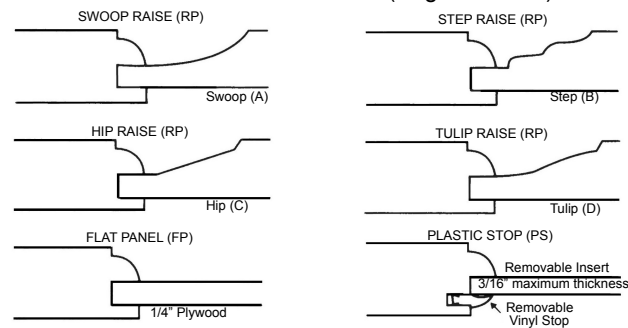
Maximum Sizes for All Single Panel Doors

We strongly recommend splitting the panel into two or more panels on all doors longer than 40" or wider than 20" because of panel contraction and expansion. We will not warranty any door larger than 20" x 40" unless the panels are so subdivided.

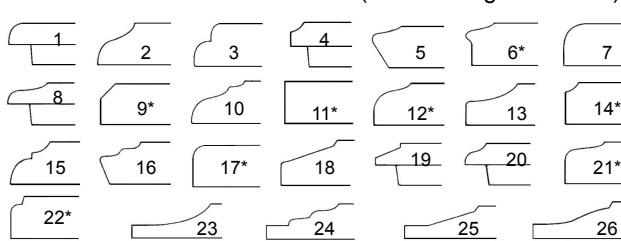
Maximum Sizes for Slab Doors and Drawer Fronts

We do not warranty any slab door or drawer fronts larger than two square feet. Anything larger than this should be ordered as a frame and panel door.


PANEL OPTIONS



EDGE PROFILES



FRAME TYPES



DRILLING for EURO

	Center Point mm inches	Hole Edge mm inches
From side of door:	22.2 7/8	4.7 3/16
From top/bottom of door:	76 3	58.7 2 5/16

Standard Set Up: (2) 35 mm holes located center line 3 inches from top & bottom of the door. **Anything else;** hole location, drill flange holes, additional 35 mm holes, etc"; **must** be specified at the time of the order. We do not provide hinges.

SHIPPING

Products shipped will be carefully packaged and protected. Prices are F.O.B. Oklahoma City, Oklahoma, and will be shipped, as customer directs, via common carrier. Any special routing instructions should accompany the order information. Customer is responsible for freight charges. Hutchinson Products assumes no responsibility for loss, damage, or delay during shipment. It is the responsibility of the receiving party to inspect each shipment for freight damage and resolve the matter with the carrier directly.

CLAIMS

Claims, including shortages, must be made within five days of receipt of merchandise. Any product claimed to be of defective material or workmanship must be returned to Hutchinson Products for inspection. Any adjustments will then be made, subject to the provisions of the Hutchinson Products Limited Warranty.

CHANGES OR CANCELATIONS

Products are manufactured to the customer's specifications. Therefore, changes or cancellations of orders in process are subject to charges, to be determined by Hutchinson Products, at the time of request.

LIMITED WARRANTY

All products are sanded and unfinished. Standard products are guaranteed by Hutchinson Products to be of good workmanship, free of defects which would render them unserviceable or unfit for the use which they are intended. Natural variation in the color or texture of the wood or the seams in plywood panels are not to be considered defects. A warp or bow, not to exceed 1/8 inch, shall not be considered a defect. Doors wider than 20 inches or longer than 40 inches are not warranted unless manufactured as multi-panel doors. Drawer Fronts and Slab Doors larger than two square feet, are not warranted against warping or bowing. Products manufactured with customer supplied material are not warranted against any material related defect.

This warranty covers the replacement or repair, at Hutchinson's option, of any defective standard product, as originally ordered, for a period of 2 years (24 months) from date of invoice, when accorded reasonable treatment by the purchaser. This warranty is void unless all surfaces are thoroughly and timely painted, varnished, or sealed to prevent undue absorption or release of moisture.

This warranty does not cover, and Hutchinson Products assumes no responsibility for, any damage incurred as a result of storage, handling, original installation and finishing or replacement installation and re-finishing. Hutchinson Products' liability under this warranty shall be limited to the original invoice price of the product. There are no further warranties of any kind, expressed or implied.